

APPENDIX A





Healthy and Safe

Children are Healthy and Safe

Fostering/adoption of LAC aged 10 to <16 years old

Percentage of Looked after Children aged 10 to under 16 who have been fostered or placed for adoption



Not achieved

76.8

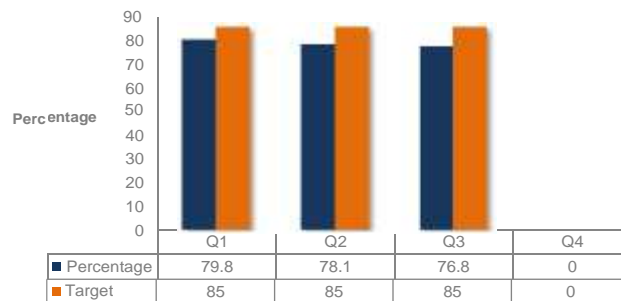
Percentage
Quarter 3 December 2020



85.0

Percentage
Target for December 2020

Fostering/adoption of LAC aged 10 to <16 years old



About the latest performance

This performance remains under target. The vast majority of children looked after within this age group are placed in foster care settings but this has been impacted by the pandemic as placement options have been reduced as a result of foster carers shielding and unable to take additional placements. However, there has been an increase in the numbers of younger children in residential placements in the past year. These are often children who have experienced a number of foster placement moves who struggle to adhere to the expectations of living in a family. Residential care has provided a nurturing environment for this group and has enabled them to settle. There has also been a concentrated focus on reunifying children with their birth families this year and some of this group are awaiting revocation of their care orders.

About the target

Target reduced to 85% as performance has remained under target at 82% over the past year. This is indicative of a reduction in the number of foster carers, challenges in foster carer recruitment and children with complex needs.

About the target range

A 2% variance is set for the upper value and 3% for the lower value.

Meeting the upper tolerance level would achieve a performance level not reached recently and show a change in the overall trend.

About benchmarking

Benchmarking data no longer available



Healthy and Safe

Children are Healthy and Safe

Number of Looked after Children per 10,000 under 18s

Looked after children per 10,000 population aged under 18. There are a number of reasons why a child may be 'looked after' by the local authority. Most often it is because the child's parents or the people who have parental responsibilities and rights to look after the child are unable to care for the child, have been neglecting the child or the child has committed an offence. The local authority has specific responsibilities and duties towards a child who is being looked after or who has been looked after. This measure is reported taking a snapshot in time. So for example Q2 is performance as at 30th September.

A lower rate of children looked after by the Local Authority indicates a better performance.



Achieved

47.1

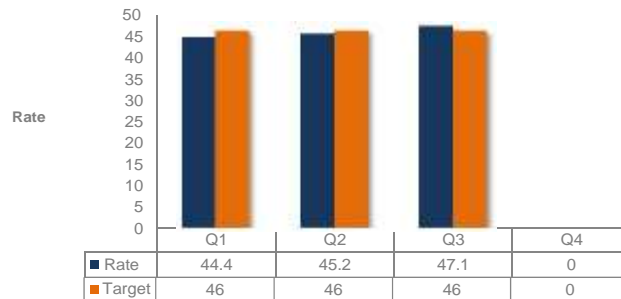
Rate
Quarter 3 December 2020



46.0

Rate
Target for December 2020

Number of Looked after Children per 10,000 under 18s



About the latest performance

This measure has achieved target, however, it is currently showing a slight adverse trend. Whilst the number of Looked After Child starters has risen slightly in Quarter 3 but stayed reasonably static, the number of Looked After Child leavers over Quarter 3 has been around 25% lower than Quarter 2. This appears to have pushed the Looked After Child per 10,000 figure further up in the past quarter.

However, despite the increase, the Lincolnshire number of Looked After Children per 10,000 remains significantly below the most recent published figures both nationally and by our statistical neighbours (67 per 10,000 and 61.2 per 10,000 respectively in 2018/19).

About the target

Target Remains Same as Previous Year

About the target range

The Upper and lower Target allows for the number of LAC to vary between approximately 626- 699. This is about +/- 35 children from target.

Anything above or below this number would be flagged as worse than target, i.e. indicating a significant variance from the current position.

About benchmarking

Comparator information is available and is showing an increasing trend



Healthy and Safe

Children are Healthy and Safe

Stability of placements of looked after children : Number of moves

Percentage of Looked after Children with three or more placements



Achieved

2.0

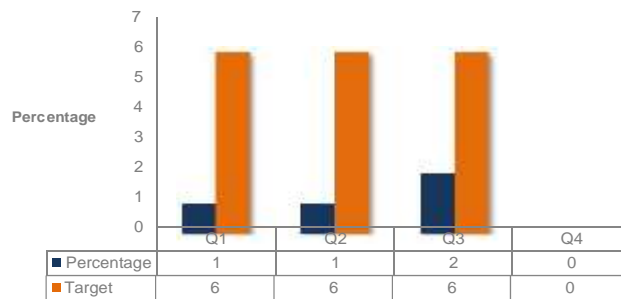
Percentage
Quarter 3 December 2020



6.0

Percentage
Target for December 2020

Stability of placements of looked after children : Number of moves



About the latest performance

This is a cumulative indicator identifying those children who experience 3 placement moves. The target is challenging and slipped under target last year although our performance is generally better than other East Midland authorities where an average of 10% of looked after children experienced 3 placement moves in a year. At this stage performance remains good, but this is a cumulative indicator and may change at year end. The year has been challenging for all children but foster carers have proven to be very resourceful and committed to the children they care for. However placement availability has been negatively impacted as some foster carers have chosen to concentrate on the children already in their care and declined to take additional placements.

About the target

Target remains same as 2019/20. Performance remains good in comparison with the 11% stated national figure. However we have seen a deterioration this year which reflects the reduced choice of placement options and complexities of young people placed.

About the target range

Achieving the upper tolerance level should maintain LCC's position within the top quartile nationally and still maintain LCC as one of the best performing of our statistical neighbours. Comparative performance within our statistical neighbours is 9.6%. Anything below the lower level should be shown as a significant improvement over last year.

About benchmarking

We can compare ourselves both nationally and with similar authorities on an annual basis



Healthy and Safe

Children are Healthy and Safe

Stability of placements of looked after children: length of placement

Percentage of Looked after Children in the same placement for at least two years



Not achieved

70.9

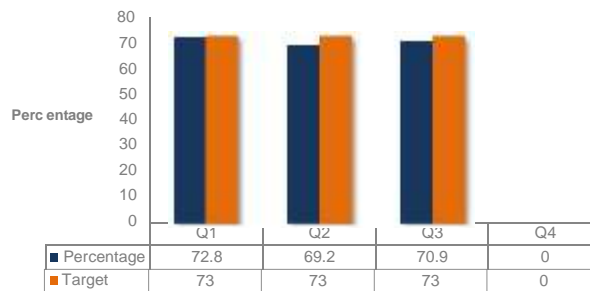
Percentage
Quarter 3 December 2020



73.0

Percentage
Target for December 2020

Stability of placements of looked after children: length of placement



About the latest performance

Performance has improved during this quarter but remains just below target. For all placements, the service continues to ensure that foster carers are well supported and that potential problems are identified early. This has been reinforced by the success of the caring2learn project which has encouraged foster carers to share and find solutions to problems and developed a whole range of tailored training. Nevertheless we have continued to see that some stable placements disrupt unexpectedly and this can have a significant impact upon this indicator. We have also seen an increase in the number of children with care plans for long term fostering and this will present challenges in achieving placement stability for some children due to the local and national shortage of foster carers who want to care on a long term basis.

About the target

Target remains the same as previous years and above the present performance of statistical neighbours. Tolerances for this measure take into account the current performance.

About the target range

Tolerances for this measure take into account the current performance.

About benchmarking

We can compare ourselves both nationally and with similar authorities on an annual basis



Healthy and Safe

Children are Healthy and Safe

Looked after children cases which were reviewed within required timescales

Percentage of Looked after Children cases that have been reviewed within timescales



Achieved

98.4

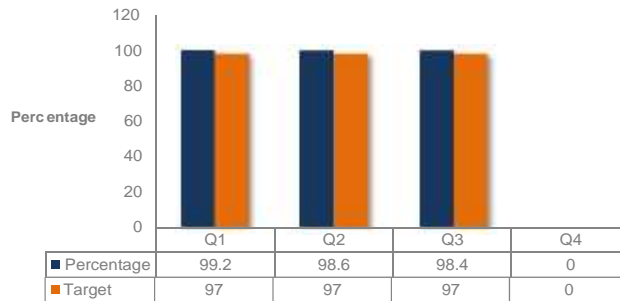
Percentage
Quarter 3 December 2020



97.0

Percentage
Target for December 2020

Looked after children cases which were reviewed within required timescales



About the latest performance

Current performance has met the targets set.

About the target

Target remains at 95% to take into account current performance.

About the target range

As the target is 95%, an upper value of 5% has been set.

A lower value of 95% has been set to highlight any performance lower than 95%

About benchmarking

We can compare ourselves both nationally and with similar authorities on an annual basis



Healthy and Safe

Children are Healthy and Safe

Participation of LAC in reviews

Percentage of Looked after children who participated in their reviews



Achieved

99.2

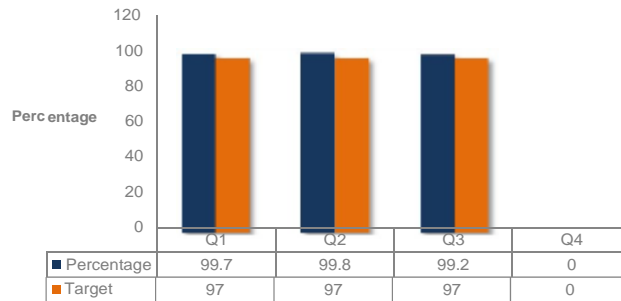
Percentage
Quarter 3 December 2020



97.0

Percentage
Target for December 2020

Participation of LAC in reviews



About the latest performance

Current performance has met the targets set.

About the target

Target remains at 95% to take into account current performance.

About the target range

As the target is 95%, an upper value of 5% has been set.

A lower value of 95% has been set to highlight any performance lower than 95%

About benchmarking

We can compare ourselves both nationally and with similar authorities on an annual basis



Healthy and Safe

Children are Healthy and Safe

Percentage of Looked after children with an up to date health check

Percentage of Looked after children with an up to date health check record



Achieved

94.1

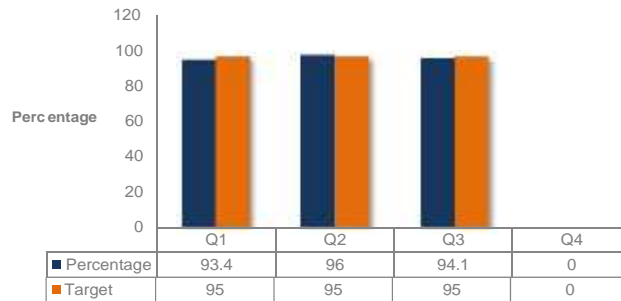
Percentage
Quarter 3 December 2020



95.0

Percentage
Target for December 2020

Percentage of Looked after children with an up to date health check



About the latest performance

Current performance has met the targets set.

About the target

Remain as previous year, tolerance allows performance to be in line with this year's performance.

About the target range

An upper tolerance of 4.5% has been set. This would mean that if all checks were done within timescale we would have achieved an excellent outcome, which would be shown as better than target.

A lower tolerance of 2% has been set to allow for under performance. Data from the last two years shows achieving 93% is very achievable and performance has not often fallen below this marker.

About benchmarking

We can compare ourselves both nationally and with similar authorities on an annual basis



Healthy and Safe

Children are Healthy and Safe

Percentage of Looked after children with an up to date dental check

Percentage of Looked after children with an up to date dental check



Not achieved

69.9

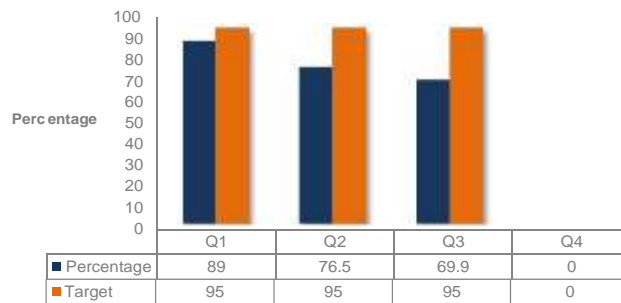
Percentage
Quarter 3 December 2020



95.0

Percentage
Target for December 2020

Percentage of Looked after children with an up to date dental check



About the latest performance

There continues to be a significant under performance in this area. This is due to the Covid pandemic and the restrictions which have been put on dental practices as a result of this. This has included dental practices being closed to patients and when open having significant restrictions in the number of patients which they are able to see. It is not anticipated that this measure will move to previous levels until the spread of the virus is managed in a manner which results in a significant reduction in infections.

About the target

Remain as previous year, tolerance allows performance to be in line with this year's performance.

About the target range

An upper tolerance of 4.5% has been set. This would mean that if all checks were done within timescale we would have achieved an excellent outcome, which would be shown as better than target.

A lower tolerance of 2% has been set to allow for under performance. Data from the last two years shows achieving 93% is very achievable and performance has not often fallen below this marker.

About benchmarking

We can compare ourselves both nationally and with similar authorities on an annual basis



Healthy and Safe

Children are Healthy and Safe

Percentage of Looked after children with an up to date routine immunisations

Percentage of looked after children with an up to date routine immunisations recorded



Not achieved

76.5

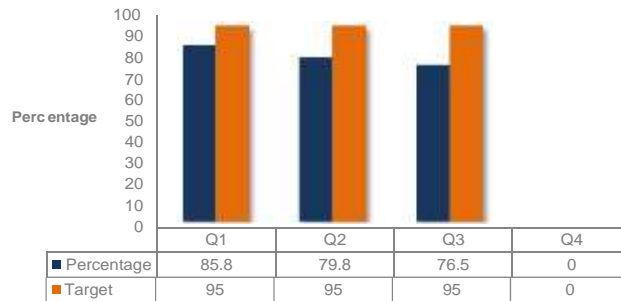
Percentage
Quarter 3 December 2020



95.0

Percentage
Target for December 2020

Percentage of Looked after children with an up to date routine immunisations



About the latest performance

The significant restriction and changes to the way in which health services are delivered to the public continues to impact on our children in care. There are limitations in respect of the number of children who are able to attend their schools. This has resulted in immunisations for those children who were due to be immunised within the school building having not all taken place. We continue to have number of refusers including parents who have their children placed with them under placement with parent regulations and adolescence. It has been an on-going challenge to encourage older young people to engage with medical services to have their Td/IPV vaccine.

About the target

Remain as previous year, tolerance allows performance to be in line with this year's performance.


About the target range

An upper tolerance of 4.5% has been set. Achievement of this would indicate that all LAC received all their health checks within timescale – achievement of 100%.

A lower tolerance of 1% has been set to allow for under performance. Data from the last two years shows achieving 94% is very achievable and performance has not often fallen below this marker.

About benchmarking

We can compare ourselves both nationally and with similar authorities on an annual basis

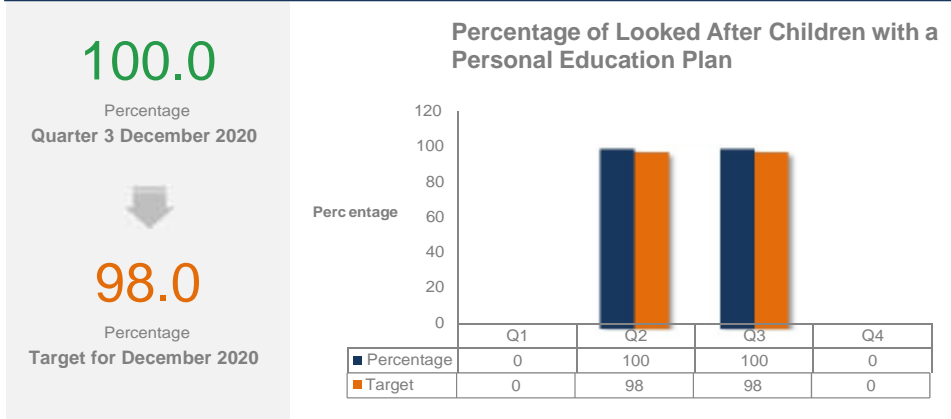
 Learn and Achieve

Learn and Achieve

Percentage of Looked After Children with a Personal Education Plan

Percentage of Looked After Children with a Personal Education Plan

 Achieved



About the latest performance

Current performance has met the targets set.

About the target

Target remains at 98%, increase in capacity in the Virtual school should see the performance being reached.

About the target range

Lower tolerance is set to 2% below the target which would represent poor performance. The tolerance range reflects the need for emergency placements out of county/in county for a small proportion of children in care.

About benchmarking

We can compare ourselves both nationally and with similar authorities on an annual basis.



Ready for Adult Life

Ready for Adult Life

16-17 year old Looked After Children who are participating in Learning

This measures young people recorded as being Looked After Children participating in learning at the end of the reporting period and will not take into consideration the length of time that they have been in local authority care.

Numerator: Number of Looked After Children participating in learning at the end of the reporting period.

Denominator: Number of Looked After Children at the end of the reporting period.

The percentage is calculated as follows: Numerator divided by the denominator multiplied by 100. The parameters of this measure were previously defined as recording 16-18 year old Looked After Children participating in learning. As of Q1 2017/18 onwards, the Department for Education no longer require monitoring of children aged 18, and so the measure has been amended accordingly, restricting data provision to 16-17 year old Looked After Children only. A higher percentage of Looked After Children participating in learning indicates a better performance.



Achieved

86.0

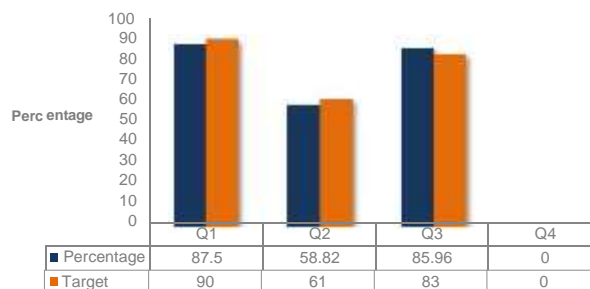
Percentage
Quarter 3 December 2020



83.0

Percentage
Target for December 2020

16-17 year old Looked After Children who are participating in Learning



About the latest performance

At 85.96% Quarter 3 performance is significantly higher than the LCC target for the Quarter of 83%. The Virtual School team works effectively with our social workers, carers, students and education providers to ensure that transitions from Year 11 into Year 12 are successful and that all students have an appropriate educational placement that meets their needs Post 16. Once they have accessed a place in Sixth Form or College we regularly monitor and review their progress to ensure they are appropriately supported to become confident learners.

About the target

Target has been raised by 1% to 90%. The rationale for this raise is that at the time of target setting performance is 90.4%, above the 2019/20 target of 89%, and is on track to achieve the upper target of 91%. The reason for only a small increase is that as the cohort is very small a change of one or two children moving out of learning can have a significant impact of the percentage in learning. Q2 & Q3 targets lower to allow for the expected dip at this time of year due to September being the start of the tracking process

About the target range

The target range is set at a level to allow for 2 percentage points above the target and 5 percentage points below the target.

About benchmarking

Benchmarking information is not available for this cohort.



Ready for Adult Life

Ready for Adult Life

Care Leavers in Suitable Accommodation

A care leaver is a young person who reaches the age of 18 who had been in local authority care.

Numerator: Number of care leavers turning 19 years of age in the year who are living in accommodation deemed as "suitable".

Denominator: Number of care leavers turning 19 years of age in the year.

The percentage is calculated as follows: Numerator divided by the denominator multiplied by 100. A higher percentage of care leavers in suitable accommodation indicates a better performance.



Achieved

93.7

Percentage

Quarter 3 December 2020

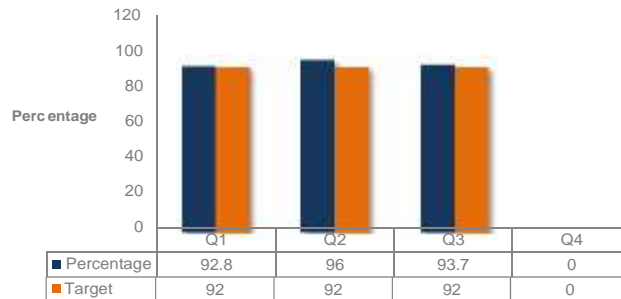


92.0

Percentage

Target for December 2020

Care Leavers in Suitable Accommodation



About the latest performance

The good performance is down to better working relationships with District Councils and their willingness to now view care leavers as a priority group. The flexibility and resilience demonstrated by our housing provider, Nacro, during the pandemic ensured safe accommodation was on offer to young people. The above combined with persistent and creative work of leaving care staff has ensured that nearly every care leaver is suitably accommodated.

About the target

Target to remain the same as previous year, we are above both national and similar authority average.

About the target range

The lower target has been set at the 25% quartile. Meaning if we fall below this we will not be in the top 25% of authorities. The upper target has been set 5% above this.



Ready for Adult Life

Ready for Adult Life

Care Leavers in Education, Employment or Training

The number of care leavers turning 19 years of age in the year who are in either Education, Employment or Training



Not achieved

52.8

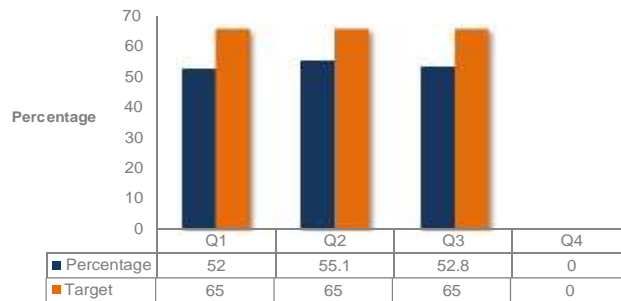
Percentage
Quarter 3 December 2020



65.0

Percentage
Target for December 2020

Care Leavers in Education, Employment or Training



About the latest performance

The Leaving Care Service continues to monitor every single young person who is not in EET. The Leaving Care Service continues to report on a monthly basis the efforts of the service to re-engage individuals back into EET and the Corporate Parenting Manager tracks this performance and is satisfied that the Service is working to reengage young people. Covid-19 continues to have an impact on the service sector and this does directly affect care leavers. Most young people start their working lives with jobs in bars, restaurants, shops and front line customer services where the largest job losses are being witnessed and the recent lockdowns continues impact on the ability of these employers to open. It is anticipated that Covid-19 will continue to impact on EET and the percentage remains in the low to mid 50% range. All young people open on apprenticeships remain in employment and are progressing their qualifications. Since December two new young people have started CLAS. This performance continues to be carefully tracked.

About the target

Target reduced to 65% this is based on both recent performance and in comparison with other local authorities nationally.

About the target range

Tolerances for this measure take into account the current performance.

About benchmarking

We can compare ourselves both nationally and with similar authorities on an annual basis



Healthy and Safe

Children are Healthy and Safe

Children in Care Living within a Family Environment

Percentage of Children in Care Living within a Family Environment



Achieved

78.6

Days

Quarter 3 December 2020

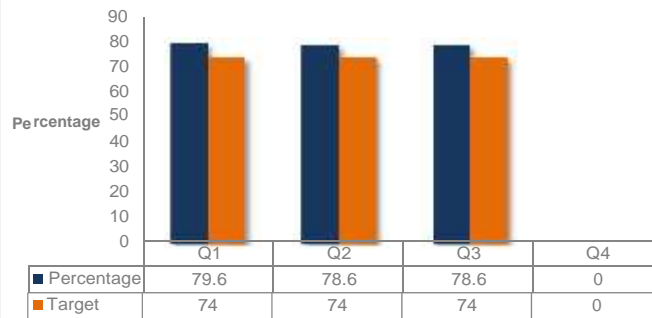


74

Days

Target for December 2020

Children in Care Living within a Family Environment



About the latest performance

This is performing ahead of target. It confirms that, for the vast majority of children in care, a family placement is the most effective means of offering care. Of these, 39 children at the end of quarter were living with parents and were either subject to an order as part of care proceedings or reunified home.

About the target

The target has been set to 74%. This is a new Performance Indicator which includes children in care living with parents as well as in foster and adoption placements.

About the target range

We would like to see performance between 70% and 77%, so we have set the lower range to -4% and the upper range to +3%.

About benchmarking

We are unable to benchmark against other local authorities as this measure includes children residing with their parents.